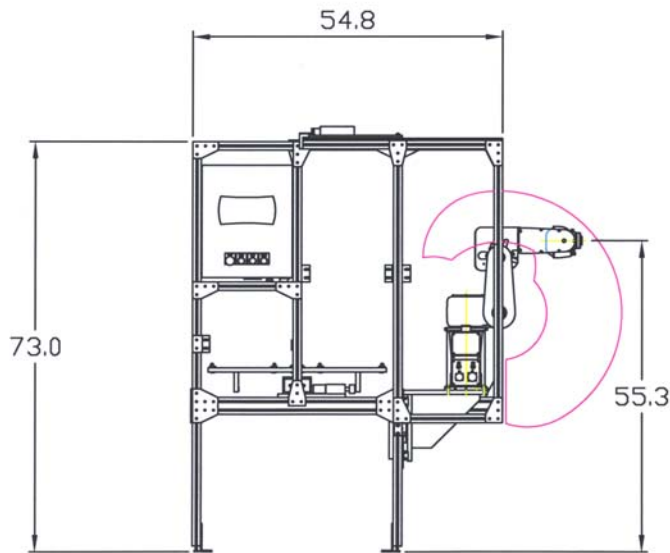
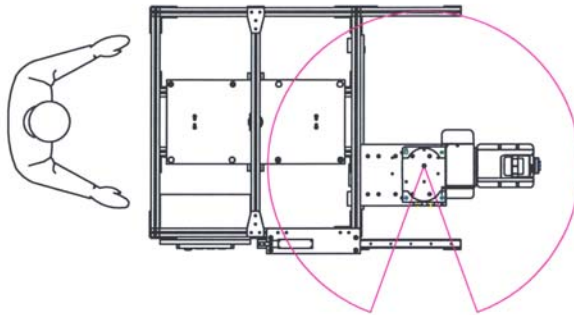


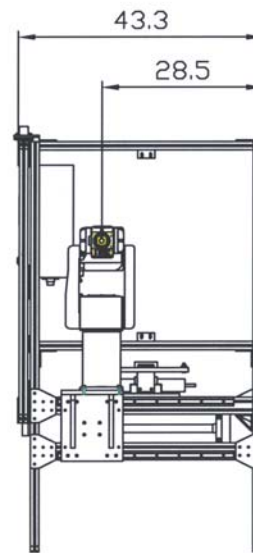
ROBO-FLEX I - SPECIFICATIONS

| SPECIFICATIONS | PALLET | TRAVELS |
|---|-------------------------------------|---|
| Machine Height 73" | Width 13" | Pallet staging area 16"x12"x2.75" |
| Machine Width 44" | Length 16.5" | Max Reach into workzone..... 29" |
| Machine Depth 55" | Maximum Weight on Table..... 150 lb | Suggested loading height 38" to 46" |
| Door Opening Width..... 18" | Thickness 0.625" | |
| Machine Weight 594 lb | | |
| Air Required 1 cfm at 85 psi | | |
| Power Required 200-220 VAC 3 phase | | |
| ROBOT | ACCURACY | AVG PART EXCHANGE TIMES |
| Brand, Model Fancu LR Mate200iB | Repeatability..... ± .0016 | (does not include door open/close or air blow off time) |
| Controller..... Fancu RJ-3i | | Part exchange (in machine).... 8 seconds |
| Payload (kg) 5 (11 lbs) | | Part exchange (on pallet) 12 seconds |
| Mechanical brakes J2 and J3 axes | | Pallet rotate time 7 seconds |
| IP Rating IP65 (dust, liquid proof) | | |

Top View



Side View



Front View

NOTE: Specifications subject to change without notice. Contact Productivity for more information.